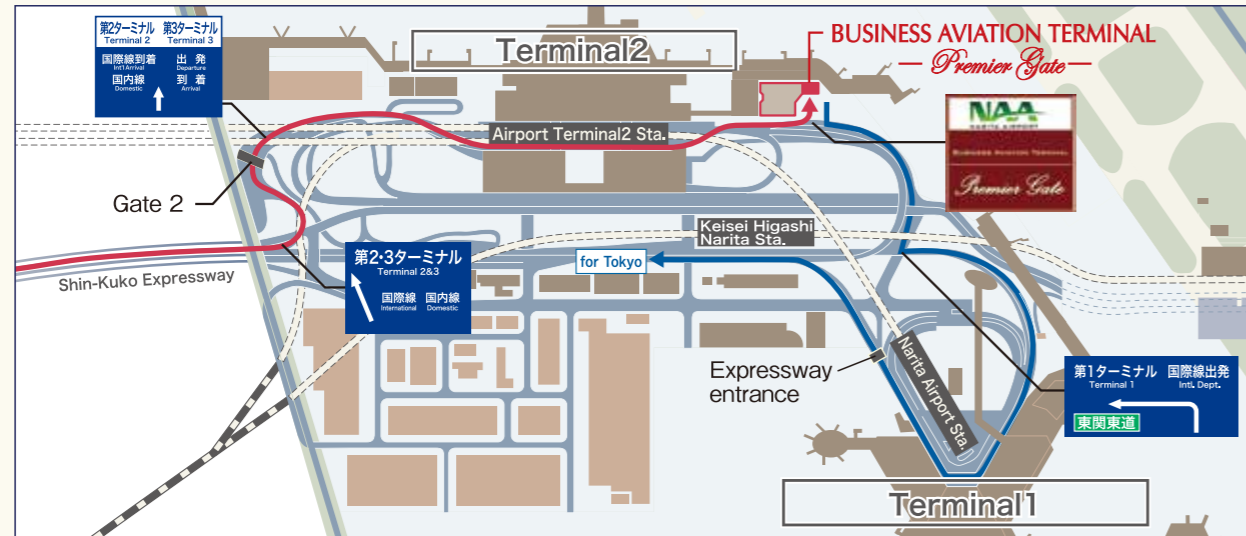


## To & From *Premier Gate*



### ■ Route to *Premier Gate* →

- ① Take the Shin-Kuko Expressway to Terminal 2.
- ② Take the "Terminal 2 Intl. Arrival and Domestic" turnoff.
- ③ Continue on past the front of Terminal 2 and turn left after the Premier Gate sign.

### ■ Route to Tokyo →

- ① Exit Premier Gate and turn left. Take the "Terminal 1 Intl. Dept." turnoff.
- ② Continue past the front of Terminal 1 to the expressway entrance.

## Charges

### (a) Landing charges (International)

Landing charges are calculated by multiplying the MTOW (t) by the charge rate assigned based on the aircraft's noise index rating\* as follows;

A. JPY1,550/t B. JPY1,650/t C. JPY1,750/t D. JPY1,850/t E. JPY1,950/t F. JPY2,000/t  
(A minimum charge of JPY50,000 applies.)

\* The rate depends on the aircraft, engine type and weight, etc.

### (b) Parking charges (International)

Less than 6 hours: JPY200/t

6 hours or longer: Additional JPY200/t per 24 hours or part thereof.

### (c) Charge for use of business aviation terminal

A charge of JPY250,000 (plus consumption tax and local consumption tax) will be levied for each arrival and departure.

\* Reservations must be made in advance.

Please inquire below for the necessary procedures.

## Information

### ■ Business Aviation Terminal — *Premier Gate* — Reception

Reception hours: 5:00 a.m. -11:00 p.m. (JST)

Phone: +81-(0)476-34-5531

E-mail: nrt\_bizterminal@naab.co.jp

### ■ Narita International Airport B2B Website

<http://www.naa.jp/en/b2b/>

### ■ Narita International Airport Corporation's Website

<http://www.naa.jp/en/>

### ■ Narita International Airport Official Website

<http://www.narita-airport.jp/en/>

# BUSINESS AVIATION TERMINAL

— *Premier Gate* —



# Premier Gate — A dedicated shortcut for our VIPs Business Aviation Terminal in Tokyo / Narita International Airport

## Private & Secure

Guaranteed privacy & security for the exclusive use of corporate jet VIPs.

## Exclusive

Exclusive corridors and CIQ facilities for fast, stress-free entry & exit.

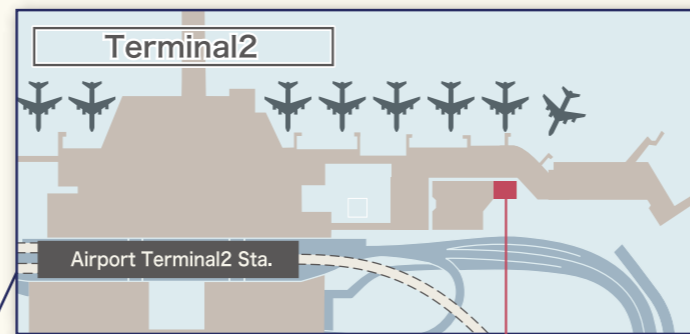
## Speedy

Rapid transfer from your aircraft to your car on arrival and from your car to your aircraft on departure.

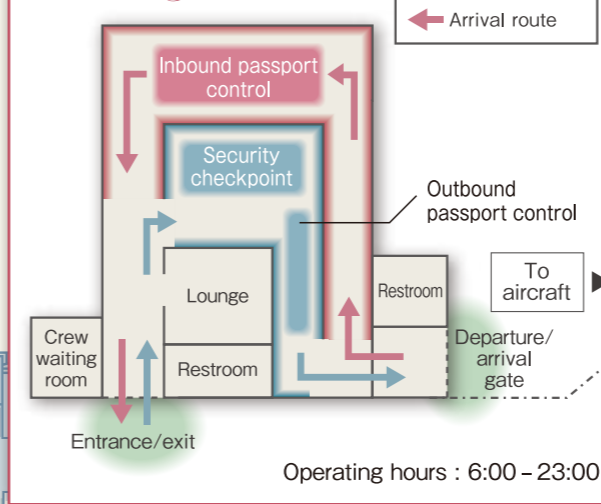
Go where and when you prefer. Flight flexibility is the key to your global business lifestyle.

Travel in comfort using Business Aviation Terminal -Premier Gate.

## Premier Gate Location



## Premier Gate Layout



## Entrance

Vehicle access right in front of the terminal allows smooth vehicle transfers. Ample parking is available in front of and under the terminal.

## CIQ facilities\*

Exclusively for the use of customers using corporate jets, these facilities enable swift passport control procedures with no queues.



\* Customs, Immigration, Quarantine.



## Lounge

On your arrival or before you depart, take a break and perhaps enjoy a quiet drink in the luxurious atmosphere of the Premier Gate Lounge.

## Duty-free purchases and currency exchange

Staff from our duty-free Concierge service are available to assist with your shopping needs. Feel free to make use of our pre-ordered duty-free item collection and currency exchange services.

<http://www.naa.jp/en/b2b/fap/business/srv.html>

## Access to Tokyo

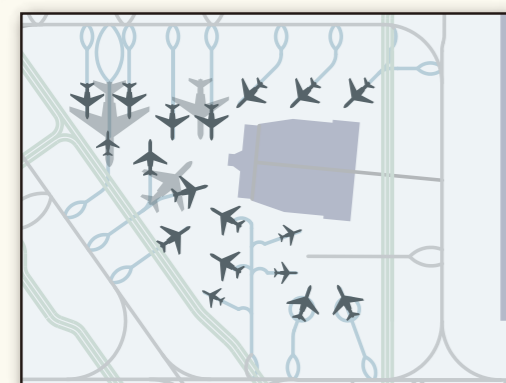
Narita Airport is located approximately 60 kilometers from the center of Tokyo. Please use the transport option that best suits your needs.



Form of transport	Time required
Car	Approx. 50 minutes [Premier Gate - central Tokyo via the Higashi-Kanto Expressway]
Rail	
Keisei Skyliner	36 minutes [Airport Terminal 2 Station - Nippori Station]
Narita Express	53 minutes [Airport Terminal 2 Station - Tokyo Station]

## Business Aviation Stands

18 stands with parking for up to 30 days, including multiple aircraft receiving stands that can take large aircraft.



### Slot and stand availability

This information can be found on the following website. Check availability and make a reservation online at:

Narita Business Aviation Website  
<http://www.narita-bizavi.jp/>

\*Corporate jet passengers can board and disembark at stands close to the Premier Gate when they are not being used by scheduled flights.