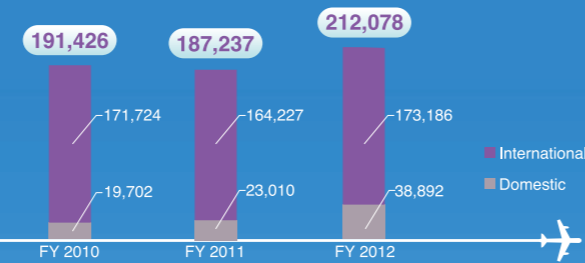


# Operational Results Fiscal 2012

The volume of traffic handled at Narita Airport in fiscal 2012 largely improved due to the recovery from the Great East Japan Earthquake and subsequent nuclear accident, and the commencement of services by Japan's low cost carriers (LCCs).

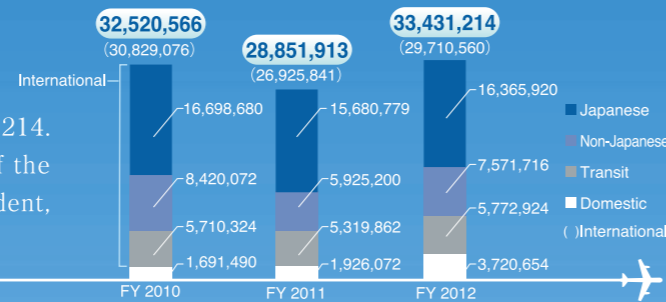
## Aircraft movements

With additional flights under the summer and winter 2012 schedules and a major increase in domestic flights operated by Japan's LCCs, aircraft movements totaled 212,078, an increase of 13.3% over the previous year. This was a record figure and the first time this figure has exceeded 200,000 since the airport opened.



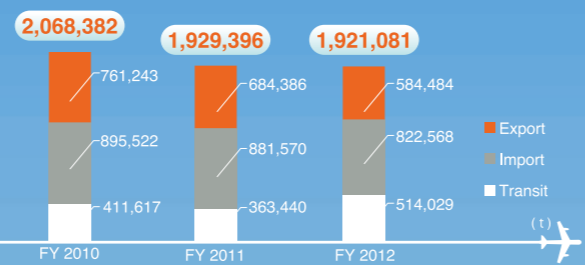
## Passenger traffic

Passenger figures increased 15.9% in fiscal 2011 to 33,431,214. This is also attributed to the recovery from the effects of the Great East Japan Earthquake and subsequent nuclear accident, and the launch of services by Japanese LCCs.

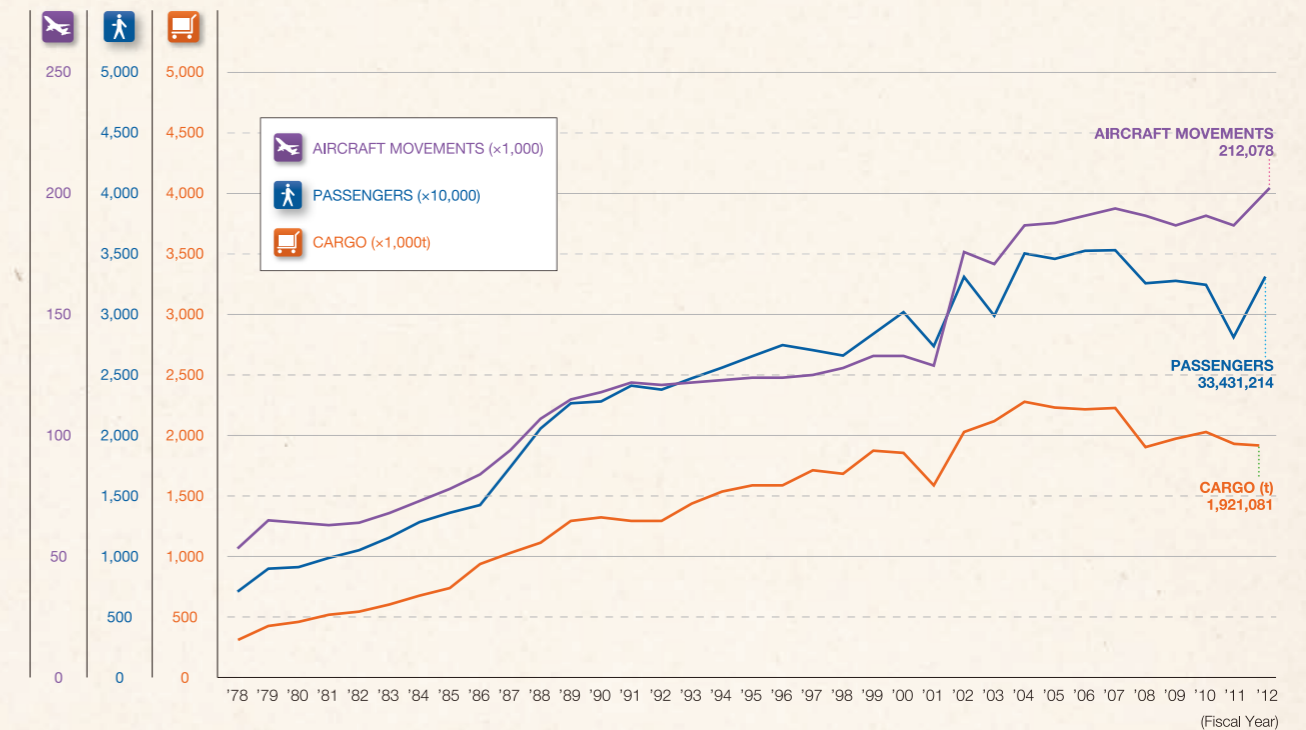


## International air cargo

Imports and exports combined fell 0.4% to 1,921,081 tonnes due to the economic downturn in Japan and abroad.



## Traffic Analysis: Aircraft Movements, Passengers and Cargo

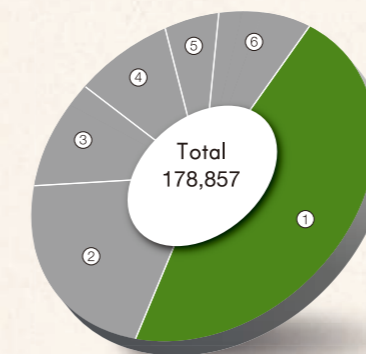


Since opening, the development of the airport has continued as demand has grown for air transport in Greater Tokyo Capital Area, and aircraft movements, passenger and air cargo traffic have generally continued to improve. Since 2001, a series of major events in the form of international terrorism, financial crises and the Great East Japan Earthquake have had a major impact on demand for aviation. However, in 2012, the cumulative total of passengers and international air cargo exceeded 800 million people and 50 million tonnes.

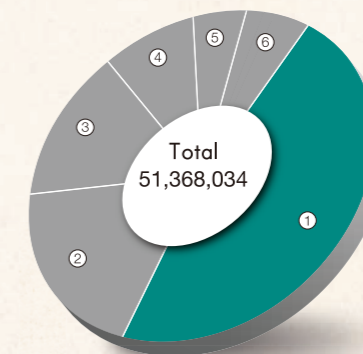
## Narita Airport's Share of International Service in Japan (Fiscal 2011)

Source: Ministry of Land, Infrastructure, Transport and Tourism

### Landings



### Passengers



### Cargo

